



MAZDA CX-30

PRICES & SPECIFICATIONS



This image is showing the Mazda CX-30 in Soul Red Crystal

THE 2024 MAZDA CX-30

Elegantly unifying the flowing beauty of a coupe and the bold toughness of an SUV, the 2024 Mazda CX-30 has been crafted to take you everywhere in comfort. From city streets to country roads, this sporty crossover is designed to ease into tight parking spaces and transport you into the great outdoors. Shaped by our Kodo design philosophy and deeply rooted in traditional Japanese aesthetics, it captures a sense of movement, even at a standstill. Our latest range of Skyactiv engines features the Mazda M Hybrid system, which helps to produce less CO₂ emissions at no cost of performance. With your choice of the e-Skyactiv G engine and revolutionary e-Skyactiv X engine, you'll enjoy sharp responsiveness and spirited performance all while achieving impressive fuel economy. And whatever path you take on your journey, features like our standard i-Activ AWD and G-Vectoring Control Plus provide superior traction and stability, delivering maximum control and an exceptional driving experience. Together with its unmatched safety and assistance features, the Mazda CX-30 transforms every voyage into an exhilarating odyssey.

CRAFTED IN JAPAN

PRIME-LINE

as from €35,215



This image is showing the Mazda CX-30 in Arctic White



16" Alloy Wheels - Grey (205/60/R16)



Black Cloth Seat



10.25" TFT Color Center Display



HMI Commander

STANDARD FEATURES

EXTERIOR

- 16" Alloy Wheels - Grey (205/60/R16)
- Front Headlights - LED
- Kodo Turn Signal
- Door Mirror Turn Signal
- Door Mirror - Body Color
- Rear Combination lamp - LED
- Roof Spoiler
- Grille - Material Colour
- Electrical Folding Mirror / Heated

INTERIOR

- Black Cloth Seat / Grey Roof Interior
- Driver Seat Height Adjustment (manual)
- Passenger Seat Lifter
- 10.25" TFT Color Center Display
- Front / Rear Power Window
- Steering wheel - Leather
- Steering Audio & Bluetooth switch
- Shift Knob - Leather
- Seat Reclining 60:40 Split
- LED Room Lamp
- Tachometer
- Manual A/C
- HMI Commander
- Front Center Armrest
- Glove Box Illumination
- 7" TFT Meter Set
- Head up Display
- Tonneau Cover

SAFETY

- Hill Hold Assist
- Dynamic Stability Control (DSC) + G-Vectoring Control (GVC)
- Side & Curtain Airbag / Knee Airbag (Driver)
- Immobilizer
- Tire Repair Kit + Tire Pressure Monitoring
- Smart Break Support (SBS)
- Blind Spot Monitoring (BSM) / Rear Cross Traffic Alert (RCTA)
- Driver Attention Alert (DAA) w/o Camera
- Traffic Sign Recognition (TSR)
- Lane Departure Warning System (LDWS) / Lane Keep Assist (LKA)
- Mazda Radar Cruise Control (MRCC)
- Rear Parking Sensor + Rear Camera (Digital)
- High Beam Control (HBC)
- E-Call
- Distance & Speed Alert (DSA): Display & Brake
- Nighttime Autonomous Emergency Braking (AEB)

COMFORT

- Keyless Entry
- Trip Computer
- Power Door Lock
- Auto Door Lock (ADL)
- Electronic Parking Brake
- Auto Light
- Drive Selection (AT only)
- Burglar Alarm

AUDIO

- 2x USB Typ-C & 12V Outlet
- Radio
- 6 speakers
- Bluetooth
- Wireless Carplay + Android Auto
- DAB Radio
- Mazda Online Navigation
- Alexa Voice Command

CENTER-LINE

as from €37,215



This image is showing the Mazda CX-30 in Polymetal Grey



16" Alloy Wheels - Grey (205/60/R16)



Black Cloth Seat



Dual A/C Auto



Steering Audio & Bluetooth switch

ADDITIONAL TO PRIME-LINE EQUIPMENT

EXTERIOR

- Outer Mirror - Auto Dimming

INTERIOR

- Inner Mirror - Auto Dimming (With Frame)
- Dual A/C Auto
- Smart Cargo Board
- Passenger Seatback Pocket

SAFETY

- Front Parking Sensor

COMFORT

- Smart Keyless Entry
- Front Seat Heater
- Auto Wiper
- Qi-Wireless Charging

AUDIO

- 8 Speakers

HOMURA

as from €37,765



This image is showing the Mazda CX-30 in Soul Red Crystal



18" Alloy Wheels - Black (215/55/R18)



Black cloth seats with red stitch



Gloss black wing mirrors



Qi Wireless charging

ADDITIONAL TO PRIME-LINE EQUIPMENT

EXTERIOR

- 18" Alloy Wheels - Black (215/55/R18)
- Black Mirror Caps
- Privacy Glass Rear
- Auto Wiper

INTERIOR

- Black Cloth Seats, Dashboard, Armrest, with Red Stitching
- Inner Mirror - Auto Dimming (With Frame)
- Dual A/C Auto
- Passenger Seatback Pocket
- Smart Cargo Board

SAFETY

- Front Parking Sensor

COMFORT

- Smart Keyless Entry
- Front Seat Heater
- Auto Wiper
- Qi Wireless Charging
- Power Liftgate

AUDIO

- 8 Speakers

EXCLUSIVE-LINE

as from €38,985



This image is showing the Mazda CX-30 in Jet Black



18" Alloy Wheels - Bright Silver (215/55/R18)



Cloth seat - dark grey



Front Grill - Piano Black



Inner Mirror - Auto dimming (Frameless)

ADDITIONAL TO CENTER-LINE EQUIPMENT

EXTERIOR

- 18" Alloy Wheels - Bright Silver (215/55/R18) - Skyactiv-X
- 18" Alloy Wheels - Silver (215/55/R18) - Skyactiv-G
- Front / Rear LED Signature Light
- Adaptive LED Headlights
- Rear Privacy Glass
- Sunroof (Skyactiv-X Only)

INTERIOR

- Interior Decoration
- AT Paddle Shift
- Inner Mirror - Auto Dimming (Frameless)

AUDIO

- 12 Speakers
- BOSE Sound System

TAKUMI

as from €42,135




This image is showing the Mazda CX-30 in Deep Crystal Blue



18" Alloy Wheels - Bright Silver (215/55/R18)



Black Leather Seat



Window projector type HUD



BOSE sound system

ADDITIONAL TO EXCLUSIVE-LINE EQUIPMENT

EXTERIOR

- Outer Mirror Tilt Down Function
- Exterior Mirror Memory & Head Up Display Memory
- Wiper De-Icer

INTERIOR

- Black Leather Seat
- Power Seat (Driver)
- Steering Wheel Heater

SAFETY

- Rear Smart Brake Support (SBS-R)
- Front Cross Traffic Alert (FCTA)
- Driver Monitoring (DAA) w/ Camera
- Cruising & Traffic Support - Traffic Jam Assist (CTS)
- 360° Top View Monitor

COMFORT

- Driving Position Memory

OPTION PACKS

LEATHER PACK

€ 2,150

Optional for Exclusive-Line (Skyactiv-X Only)

- Leather Seat Black
- Power Seat (Driver only)
- Driving Position Memory
- Steering Wheel Heater
- Interior Decoration Update
- Wiper De-Icer

PRICING

	Transmission	HP	Combined CO2 - WLTP [g/km]	MSRP [€]
e-SKYACTIV G 140ps 6MT FWD Prime-Line	Manual	140	135	35,215
e-SKYACTIV G 140ps 6MT FWD Centre-Line	Manual	140	135	37,215
e-SKYACTIV G 140ps 6MT FWD Homura	Manual	140	135	37,765
e-SKYACTIV G 140ps 6MT FWD Exclusive-Line	Manual	140	136	38,985
e-SKYACTIV G 140ps 6MT FWD Takumi	Manual	140	136	42,135
e-SKYACTIV G 140ps 6AT FWD Centre-Line	Automatic	140	147	40,115
e-SKYACTIV G 140ps 6AT FWD Homura	Automatic	140	147	40,665
e-SKYACTIV G 140ps 6AT FWD Exclusive-Line	Automatic	140	148	41,885
e-SKYACTIV G 140ps 6AT FWD Takumi	Automatic	140	148	45,035
e-SKYACTIV X 186ps 6MT FWD Centre-Line	Manual	186	129	39,035
e-SKYACTIV X 186ps 6MT FWD Homura SUNR	Manual	186	130	40,585
e-SKYACTIV X 186ps 6MT FWD Exclusive-Line SUNR	Manual	186	130	41,805
e-SKYACTIV X 186ps 6MT FWD Takumi SUNR	Manual	186	130	44,955
e-SKYACTIV X 186ps 6AT FWD Centre-Line	Automatic	186	139	42,035
e-SKYACTIV X 186ps 6AT FWD Homura SUNR	Automatic	186	140	43,585
e-SKYACTIV X 186ps 6AT FWD Exclusive-Line SUNR	Automatic	186	140	44,805
e-SKYACTIV X 186ps 6AT FWD Takumi SUNR	Automatic	186	140	47,955
e-SKYACTIV X 186ps 6MT AWD Takumi SUNR	Manual	186	139	48,555
e-SKYACTIV X 186ps 6AT AWD Takumi SUNR	Automatic	186	148	53,305

FACTORY FITTED OPTIONS	MSRP [€]
Leather Pack	2,150

Model shown may not be to Mazda Motors Ireland specification. Mazda Motors Ireland Limited reserves the right to introduce changes in specification and equipment due to its ongoing product development. Colours and exterior and/or interior elements may differ on screen from the actual specification. The price's quoted are Ex-Works and Exclude delivery & related charges. Metallic and Mica paint are extra. All new Mazda cars come with a 6 year or 150,000km manufacturer warranty Prices quoted for optional accessories and optional wheels does not include labour or associated costs, please consult your local Mazda Dealer. Bose® and Centerpoint® are registered trademarks of Bose Corporation in the U.S. and other countries. Used with permission. The Bluetooth® word mark and logos are owned by the Bluetooth SIG, Inc. and any use of such marks by Mazda Motor Company is under licence. Other trademarks and trade names are those of their respective owners. © Copyright Mazda Motor Company Ireland © Copyright Mazda Motor Company Ireland Vehicles are homologated in accordance with the new type approval procedure WLTP Regulation (EU) 2017/1151; Regulation (EC) 715/2007).

PAINT FINISH OPTIONS



ARCTIC WHITE | €0.00



JET BLACK | €700



POLYMETAL GREY | €700



MACHINE GREY | €850



CERAMIC WHITE | €700



DEEP CRYSTAL BLUE | €700



SOUL RED CRYSTAL | €990



PLATINUM QUARTZ | €700



SNOWFLAKE WHITE | €700



ZIRCON SAND | €700

Use our car configurator to find
the perfect Mazda CX-30 for you.



BUILD YOUR MAZDA CX-30

MAZDA CX-30 INTERIOR TRIMS AND COLOURATION



BLACK CLOTH SEAT



BLACK CLOTH SEATS WITH RED STITCH



BLACK LEATHER SEAT

MAZDA CX-30 ALLOY WHEELS



16" ALLOY WHEELS - GREY
(205/60/R16)



18" ALLOY WHEELS - BLACK
(215/55/R18)



18" ALLOY WHEELS - BRIGHT SILVER
(215/55/R18)

OPTIONS & ACCESSORIES



ALLOY WHEEL 17



TOWBAR, DETACHABLE



ALL WEATHER FLOOR MATS



TRUNK LINER

Options & Accessories: A small selection of our range of accessories are shown within this Price and Specification guide. For more information on the entire range of accessories we retail, please visit www.mazda.co.uk/configurator, select your vehicle and visit the 'Options & Accessories' section. The price shown is a non-binding recommendation of Mazda Motors UK, is subject to change and may not include extras such as painting. Alloy wheel prices do not include tyres. Accessory fitment costs may differ between Mazda dealers. For further information about Mazda Genuine Accessories and latest pricing including any fitment cost differences please contact your local Mazda dealer

OPTIONS & ACCESSORIES



ILLUMINATED SCUFF PLATES



ROOF RAIL BLACK



ROOF RACK



SPOILER PACKAGE



SPOILER PACKAGE



SPOILER PACKAGE

Options & Accessories: A small selection of our range of accessories are shown within this Price and Specification guide. For more information on the entire range of accessories we retail, please visit www.mazda.co.uk/configurator, select your vehicle and visit the 'Options & Accessories' section. The price shown is a non-binding recommendation of Mazda Motors UK, is subject to change and may not include extras such as painting. Alloy wheel prices do not include tyres. Accessory fitment costs may differ between Mazda dealers. For further information about Mazda Genuine Accessories and latest pricing including any fitment cost differences please contact your local Mazda dealer.

EQUIPMENTS

	PRIME-LINE	CENTRE-LINE	HOMURA	EXCLUSIVE-LINE	TAKUMI
EXTERIOR					
16" Alloy Wheels - Silver (205/60/R16)	●	●	-	-	-
18" Alloy Wheels - Bright Silver (215/55/R18) - Skyactiv-X / Black (215/55/R18) - Homura	-	-	●	●	●
18" Alloy Wheels - Silver (215/55/R18) - Skyactiv-G	-	-	-	●	●
Front Headlights - LED	●	●	●	●	●
Front / Rear LED Signature Light	-	-	-	●	●
Adaptive LED Headlights	-	-	-	●	●
Kodo Turn Signal	●	●	●	●	●
Door Mirror Turn Signal	●	●	●	●	●
Door Mirror - Body Color	●	●	●	●	●
Door Mirror - Black	-	-	●	-	-
Outer Mirror - Auto Dimming	-	●	-	●	●
Outer Mirror Tilt Down Function	-	-	-	○	●
Exterior Mirror Memory & Head Up Display Memory	-	-	-	○	●
Rear Privacy Glass	-	-	●	●	●
Rear Combination lamp - LED	●	●	●	●	●
Roof Spoiler	●	●	●	●	●
Grille - Gloss Black	●	●	●	●	●
Electrical Folding Mirror / Heated	●	●	●	●	●
Wiper De-Icer	-	-	-	○	●
Auto Wiper	-	●	●	●	●
Sunroof (Skyactiv-X Only)	-	-	●	●	●

● = Standard equipment, - = Not available, ○ = Leather Pack

EQUIPMENTS

	PRIME-LINE	CENTRE-LINE	HOMURA	EXCLUSIVE-LINE	TAKUMI
INTERIOR					
Black Cloth Seat / Grey Roof Interior	●	●	-	●	●
Black Cloth Seats, Dashboard, Armrest, with Red Stitching	-	-	●	-	-
Black Leather Seat	-	-	-	○	●
Driver Seat Height Adjustment (manual)	●	●	●	●	●
Passenger Seat Lifter	●	●	●	●	●
10.25" TFT Color Center Display	●	●	●	●	●
Front / Rear Power Window	●	●	●	●	●
Power Seat (Driver)	-	-	-	○	●
Steering Wheel - Leather	●	●	●	●	●
Interior Decoration	-	-	-	●	●
AT Paddle Shift	-	-	-	●	●
Steering Audio & Bluetooth Switch	●	●	●	●	●
Shift Knob - Leather	●	●	●	●	●
Inner Mirror - Auto Dimming (With Frame)	-	●	●	-	-
Inner Mirror - Auto Dimming (Frameless)	-	-	-	●	●
Seat Reclining 60:40 Split	●	●	●	●	●
LED Room Lamp	●	●	●	●	●
Tachometer	●	●	●	●	●
Manual A/C	●	-	-	-	-
Dual A/C Auto	-	●	●	●	●
HMI Commander	●	●	●	●	●
Front Center Armrest	●	●	●	●	●
Glove Box Illumination	●	●	●	●	●
Steering Wheel Heater	-	-	-	○	●
7" TFT Meter Set	●	●	●	●	●
Qi Wireless Charging	-	●	●	●	●
Head Up Display	●	●	●	●	●
Smart Cargo Board	-	●	●	●	●
Tonneau Cover	●	●	●	●	●

● = Standard equipment, - = Not available, ○ = Leather Pack

EQUIPMENTS

	PRIME-LINE	CENTRE-LINE	HOMURA	EXCLUSIVE-LINE	TAKUMI
SAFETY					
Hill Hold Assist	●	●	●	●	●
Dynamic Stability Control (DSC) / G-Vectoring Control (GVC)	●	●	●	●	●
Side & Curtain Airbag / Knee Airbag (Driver)	●	●	●	●	●
Immobilizer	●	●	●	●	●
Tire Repair Kit	●	●	●	●	●
Tire Pressure Monitoring	●	●	●	●	●
Smart Break Support (SBS)	●	●	●	●	●
Rear Smart Brake Support (SBS-R)	-	-	-	-	●
Blind Spot Monitoring (BSM) / Rear Cross Traffic Alert (RCTA)	●	●	●	●	●
Front Cross Traffic Alert (FCTA)	-	-	-	-	●
Driver Attention Alert (DAA) w/o Camera	●	●	●	●	●
Driver Monitoring (DAA) w/ Camera	-	-	-	-	●
Traffic Sign Recognition (TSR)	●	●	●	●	●
Cruising & Traffic Support -Traffic Jam Assist (CTS)	-	-	-	-	●
Lane Departure Warning System (LDWS) / Lane Keep Assist (LKA)	●	●	●	●	●
Mazda Radar Cruise Control (MRCC)	●	●	●	●	●
Rear Parking Sensor	●	●	●	●	●
Front Parking Sensor	-	●	●	●	●
High Beam Control (HBC)	●	●	●	●	●
E-Call	●	●	●	●	●
Distance & Speed Alert (DSA): Display & Brake	●	●	●	●	●
Nighttime Autonomous Emergency Braking (AEB)	●	●	●	●	●
Rear Camera (Digital)	●	●	●	●	●
360° Top View Monitor	-	-	-	-	●

● = Standard equipment, - = Not available, ○ = Leather Pack

EQUIPMENTS



	PRIME-LINE	CENTRE-LINE	HOMURA	EXCLUSIVE-LINE	TAKUMI
COMFORT					
Keyless Entry	●	-	-	-	-
Smart Keyless Entry	-	●	●	●	●
Trip Computer	●	●	●	●	●
Power Door Lock	●	●	●	●	●
Auto Door Lock (ADL)	●	●	●	●	●
Electronic Parking Brake	●	●	●	●	●
Auto Light	●	●	●	●	●
Drive Selection (AT only)	●	●	●	●	●
Front Seat Heater	-	●	●	●	●
Driving Position Memory	-	-	-	○	●
Burglar Alarm	●	●	●	●	●
AUDIO					
2x USB Typ-C & 12V Outlet	●	●	●	●	●
Radio	●	●	●	●	●
Alexa Voice Command	●	●	●	●	●
6 Speakers	●	-	-	-	-
8 Speakers	-	●	●	-	-
12 Speakers	-	-	-	●	●
BOSE Sound System	-	-	-	●	●
Bluetooth	●	●	●	●	●
Wireless Carplay + Android Auto	●	●	●	●	●
DAB Radio	●	●	●	●	●
Mazda Online Navigation	●	●	●	●	●

● = Standard equipment, - = Not available, ○ = Leather Pack

* Amazon, Alexa, and other related marks are trademarks of Amazon.com, Inc. or its affiliates

TECHNICAL INFORMATION

Weight and Dimensions	Skyactiv-G 140hp 2WD Manual	Skyactiv-G 140hp 2WD Automatic	Skyactiv X 186hp 2WD Manual	Skyactiv X 186hp 2WD Automatic	Skyactiv X 186hp AWD Manual	Skyactiv X 186hp AWD Automatic
Overall Length (mm)	4395	4395	4395	4395	4395	4395
Overall Width - mirror to mirror (Opened) (mm)	2040	2040	2040	2040	2040	2040
Overall Height without shark fin antenna unladen (mm)	1540	1540	1540	1540	1540	1540
Wheelbase (mm)	2655	2655	2655	2655	2655	2655
Minimum Curb Weight (kg)	1380-1408	1409-1435	1410-1422	1432-1465	1517	1535
Maximum Curb Weight (kg)	1407-1433	1434-1462	1441-1473	1464-1495	1540	1558
Permitted Gross Vehicle Weight (kg) (Total)	1950	1980	1965	1965	2042	2070
Permissible tow weight without brakes (kg)	600	600	600	600	600	600
Permissible tow weight with brakes (12% slope) (kg)	1300	1300	1300	1300	1300	1300



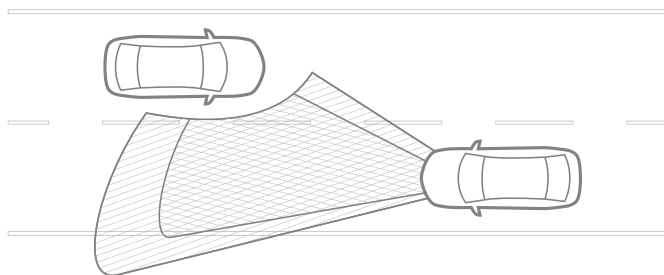
TECHNICAL INFORMATION

	Skyactiv-G 140hp 2WD Manual	Skyactiv-G 140hp 2WD Automatic	Skyactiv X 186hp 2WD Manual	Skyactiv X 186hp 2WD Automatic	Skyactiv X 186hp AWD Manual	Skyactiv X 186hp AWD Automatic
EC Emission Level	Euro 6e	Euro 6e	Euro 6e	Euro 6e	Euro 6e	Euro 6e
Engine and Performance						
Transmission Type	6-Speed Manual	6-Speed Automatic	6-Speed Manual	6-Speed Automatic	6-Speed Manual	6-Speed Automatic
Fuel Injection Type	Direct Injection	Direct Injection	Direct Injection	Direct Injection	Direct Injection	Direct Injection
Displacement (ccm)	2488	2488	1998	1998	1998	1998
Compression Ratio	13	13	15	15	15	15
Power (Maximum output) (kW (HP)/rpm)	103 (140)/5000	103 (140)/5000	137 (186)/6000	137 (186)/6000	137 (186)/6000	137 (186)/6000
Maximum Torque (Nm/rpm)	238/3300	238/3300	240/4000	240/4000	240/4000	240/4000
Fuel Tank Capacity (L)	51	51	51	51	48	48
Performance						
Top speed (km/h)	194	191	204	204	204	204
Acceleration (0 - 100 km/h) (s)	9.7	10.3	8.3	8.6	8.7	9.0
Fuel Consumption (l/100km) - WLTP						
Combined	6.0	6,5-6,6	5,7-5,8	6,2-6,3	6.2	6.6
CO ₂ Emissions (g/km) - WLTP						
Combined	135-136	147-148	129-130	139-140	139	148
Weight and Dimensions						
Overall Length (mm)	4395	4395	4395	4395	4395	4395
Overall Width - mirror to mirror (Opened) (mm)	2040	2040	2040	2040	2040	2040
Overall Height without shark fin antenna unladen (mm)	1540	1540	1540	1540	1540	1540
Wheelbase (mm)	2655	2655	2655	2655	2655	2655
Minimum Curb Weight (kg)	1380-1408	1409-1435	1410-1422	1432-1465	1517	1535
Maximum Curb Weight (kg)	1407-1433	1434-1462	1441-1473	1464-1495	1540	1558
Permitted Gross Vehicle Weight (kg) (Total)	1950	1980	1965	1965	2042	2070
Permissible tow weight without brakes (kg)	600	600	600	600	600	600
Permissible tow weight with brakes (12% slope) (kg)	1300	1300	1300	1300	1300	1300
Cargo Volume						
Cargo volume -VDA 5 Seats (L) (with Bose/without Bose)	422/430	422/430	422/430	422/430	422/430	422/430
Cargo volume -VDA 2 Seats (L) (with Bose/without Bose)	1398/1406	1398/1406	1398/1406	1398/1406	1398/1406	1398/1406
Tire & Wheel						
Tire size	215/65 R16 215/55 R18	215/65 R16 215/55 R18	215/65 R16 215/55 R18	215/65 R16 215/55 R18	215/55 R18	215/55 R18

¹⁾ Figures shown are for comparability purposes; only compare fuel consumption and CO₂ figures with other cars tested to the same technical procedures. These figures may not reflect real life driving results, which will depend upon a number of factors including the accessories fitted (post-registration), variations in weather, driving styles and vehicle load. All figures quoted are derived from the latest WLTP test cycle.

²⁾ Towing capacity is based on a 12% gradient and tested in accordance with 92/21/EEC as amended by 95/48/EC.

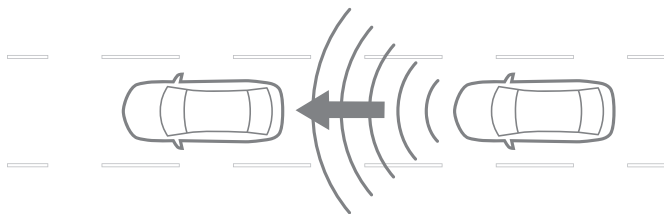
ADVANCED SAFETY TECHNOLOGY



ADAPTIVE LED HEADLIGHTS

Mazda's Adaptive LED Headlights provide the ultimate in headlight technology, lighting up the road ahead as if it were daytime and allowing anybody to enjoy safe and stress-free driving at any time. The system increases visibility at night to help drivers stay vigilant by combining four technologies: Wide-range Low Beams which light up a wider area at low speeds, Marking light which brightly illuminates pedestrians that may collide with the vehicle, Highway mode which helps you see further when travelling at speed, and Glare-free High Beams which automatically dim part of the illuminated area to avoid dazzling other drivers.

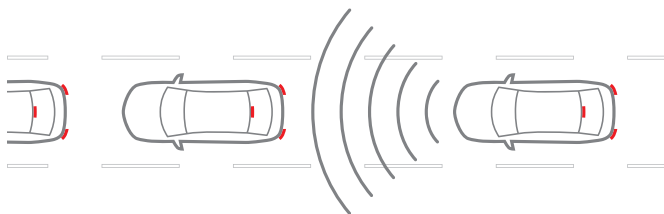
(Optional on all grades as part of the Driver Assistance pack)



MAZDA RADAR CRUISE CONTROL

To activate, the driver sets a maximum speed (just as with cruise control) and size of the gap to maintain. The radar watches for traffic ahead and once the system senses a vehicle in front, the car will slow down and speed up automatically maintaining the drivers pre-set distance. The system also features 'Stop & Go' function, meaning the vehicle will automatically accelerate and brake in start/stop traffic with minimal input from the driver.

(Optional on all grades as part of the Driver Assistance pack)



SMART BRAKE SUPPORT – FRONT WITH TURN-ACROSS TRAFFIC

SBS alerts the driver of a possible collision using the warning indications in the display, and a warning sound if the front radar sensor and Forward Sensing Camera determine that there is the possibility of a collision with a vehicle, pedestrian, or a bicycle ahead. Furthermore, if a collision is unavoidable, the automatic brake control is performed to reduce damage in the event of a collision. In addition, when the driver depresses the brake pedal, the brakes are applied firmly and quickly to assist. The Turn-Across Traffic function is designed to assist the driver in avoiding a collision (or reducing the impact) with a vehicle approaching in the opposite direction when making a turn at a junction.

(Standard across the range)

MAZDA SERVICES



MAZDA WARRANTY

At Mazda, quality is a promise that we live up to. That's why we're extending our New Vehicle Warranty to 6 years – or 150,000 kilometres. Knowing you're fully protected against the unexpected, you'll be able to focus on the driving pleasure even more.



MAZDA FINANCE - PCP FINANCE WITH MAZDA CHOICES

Owning a Mazda is now even easier with Mazda Choices. Purchasing a new car in the current market environment can be complex but at Mazda, we appreciate that everyone's requirements are different. That's why we have introduced Mazda Choices which offers you a tailored solution to meet your individual needs and most importantly, takes the stress out of owning your new Mazda

STAY IN TOUCH WITH MAZDA CX-30

Visit our website and use the Configurator to create your perfect version of this ground-breaking new compact SUV.



BUILD YOUR MAZDA CX-30

Or get answers to all your questions by requesting more information here.



FIND A DEALER



REQUEST A TEST DRIVE



REQUEST A QUOTE



FOLLOW US ON



CRAFTED IN JAPAN

JULY 2024

Mazda Motors UK reserves the right to introduce changes in specification and equipment due to its ongoing product development. Prices are subject to change without prior notice. Colour and trim samples shown in this digital brochure may vary from the actual colours because of the variations of resolutions and colours found in various screen displays, and if printed, limitations within the printing process. Models shown may not be to UK specification. It is recommended that you consult your Mazda dealer when referring to these. Apple CarPlay®, Android Auto™ and Bose are registered trademarks in the U.S. and other countries. Used with permission. The Bluetooth® word mark and logos are owned by the Bluetooth SIG, Inc. and any use of such marks by Mazda Motor Company is under licence. Other trademarks and trade names are those of their respective owners.